

embraer.com

PRAETOR 600


BY EMBRAER



CHALLENGE.
CREATE.
OUTPERFORM.



BREAKING BOUNDARIES.
COMMANDING RANGE.



CONQUER THE DISTANCE
BETWEEN WHERE YOU ARE AND WHERE YOU WANT TO BE.



CHALLENGE. CREATE. OUTPERFORM.

Embraer has punctuated aviation history with disruptive moments of industry-leading progress and innovation. We live to Challenge. Create. Outperform.

We put this commanding philosophy into practice when we started exploring the business aviation market in 2000. We were passionate about bringing updated, 21st-century aircraft to the world of business jets. Our mission began with certain advantages – a history as the manufacturer of exceptional commercial and military aircraft.

We established new standards, bringing groundbreaking solutions in performance and comfort to the business jet market. An Embraer business jet offers advanced technologies – from the flight deck to the cabin – that previously were unseen in our business jet categories.

Embraer is a company whose philosophy embodies a dynamic spirit of innovation. The Space Age was characterized by the belief that


anything is possible when you challenge the status quo. We are right at home in the place where rockets and space shuttles have soared into the sky for decades. This was an era defined by rapid advances in technology. It's fitting that today Embraer's growing executive jet production facilities, customer center and first engineering and technology center outside Brazil are located on Florida's Space Coast. We are right at home in the place where rockets and space shuttles have soared into the sky for decades.


Our disruptive Praetor 600 was born from this culture of pioneering invention. The word itself – Praetor – comes from the Latin root that means to go before, or to lead the way. The Praetor 600 is an aircraft in keeping with its name, a business jet that truly questions boundaries and challenges the convention.

Challenge. Create. Outperform. ←



Global Customer Center in Melbourne, FL, USA





TAKE THE LEAD WITH EXTRAORDINARY RANGE.

Meet the Praetor 600 by Embraer, the world's most disruptive and technologically advanced super-midsize business jet.

This revolutionary aircraft anticipates the future by disrupting the conventional notion of what a super-midsize business jet can do. The Praetor 600 delivers exacting value through forward-thinking offerings, giving best-in-class range and cabin altitude for your comfort.

Today's entrepreneur needs time and technologically advanced tools to help lead the way. The commanding range of the Praetor 600 bridges oceans easily, without any compromises.

Fly from London to New York or from São Paulo to Miami.

A straight shot. When your Praetor 600 lands on a different continent, glance at your watch and smile at the extra time you saved. And will feel fresh and invigorated – thanks to the best-in-class cabin altitude.

We wanted to maximize the advantages that this business jet offers by expanding your flight range. And, after incorporating meticulous engineering, pinpoint design work, and cutting-edge technologies, that's exactly what we did.

The super-midsize Praetor 600 embodies the disruptive spirit of the entrepreneur, the leader, the pioneer.

Different by design. Disruptive by choice. ←





El Nido, Phillipines



AIRPORT ACCESS AND RANGE THAT IS ABSOLUTELY UNMATCHED.

The Praetor 600 offers best-in-class range and unprecedented technology for access to challenging airports. This disruptive aircraft is one of the most advanced, efficient super-midsize business jet in existence.

The industry-leading Praetor 600 delivers a nonstop range of 4,018 nm (7,441 km) at long-range cruise speed. In this intercontinental aircraft, you can fly non-stop from continent to continent. The Praetor 600 will take you from London to New York and back again. Fly from London to New York, São Paulo to Miami, or Dubai to London.

The Praetor 600 also extends your domain with its enviable runway performance. This aircraft can fly its maximum range from a 4,436-foot runway and can operate from a runway as short as 3,000 feet. This commanding performance gives you direct access to many more destinations. Fly farther, and into a wider variety of airports, in the Praetor 600.

This ocean-spanning aircraft is proof of how to break boundaries. The Praetor 600 transcends the perceptions of the super-midsize category with exceptional range. Different by design. Disruptive by choice. ←

Range: LRC, 4 passengers at 200 lb each, NBAA IFR reserves with 200 nm alternate airport, 85% annual winds, ISA, baseline aircraft



INDUSTRY-LEADING PERFORMANCE.
INTERCONTINENTAL RANGE.



Hawaii / USA



Aspen / USA



Angra dos Reis / Brazil



London / UK



Dubai / United Arab Emirates



Hong Kong / China



A close-up photograph of a brown leather chair. The chair features horizontal ribbing on the backrest and a metal armrest. The leather has a pebbled texture. The background is a plain, light-colored wall.

METICULOUSLY DESIGNED.

DILIGENT CRAFTSMANSHIP.
ERGONOMICALLY ENGINEERED.



CAREFULLY DESIGNED.
EVERY DETAIL
FOR YOUR COMFORT.

Meticulously designed. Expertly equipped. Refreshment and beauty.

The Praetor 600's luxurious stone-floored, highly functional galley is carefully designed to provide all your desires as you are crossing oceans on a long flight – from a warm coffee to a refreshing drink or a nourishing meal.

The galley is fully equipped with a microwave, conventional oven, refrigerator, coffee brewer, and beautiful crystal, china and silverware – all a reflection of our passion to provide you with a comfortable and premium flight experience. ←





THE ULTIMATE FLIGHT EXPERIENCE. ERGONOMICALLY DESIGNED.

Superior craftsmanship and meticulous attention to detail are evident throughout the elegantly conceived six-foot-tall flat-floor cabin – from the fully reclining design of the seats with full berthing capability to their optimal placement beside spacious windows.

Matched with high-tech connectivity and a comfortable cabin altitude, the Praetor 600's Bossa Nova interior design has been perfected to suit your needs. The Bossa Nova interiors feature carbon fiber materials, piano-black coloring, and sophisticated stitching inspired by the famous sidewalks of Ipanema Beach in Rio de Janeiro. Whether working or dining, the cabin's stowable tables offer plenty of space, opening flush with the side ledge. The interior design provides the cabin with a beautiful, rhythmic sense of cool – just like the best Brazilian jazz.

Furthermore, with the most generous baggage compartment in its segment and a practical amount of internal storage space, you can bring along everything you need each flight aboard this remarkable aircraft. Whatever your in-flight desires, the Praetor 600's cabin was created with your comfort in mind to be both functional, luxurious and sophisticated. ←

Some features
are optional



THE BEST CABIN ALTITUDE. INDUSTRY-LEADING COMFORT DURING FLIGHT.

The Praetor 600 gives you best-in-class cabin altitude to keep you feeling fresh and rested. While you are flying at 45,000 feet, you will feel like you are at 5,800 feet. That's about half a mile below the altitude of Aspen.

In addition, the ultra-quiet environment is ideal for working, conversation or relaxing. You will arrive feeling able-bodied and sharp – ready to seize the day. ←





State-of-the-art connectivity:
Gogo AVANCE L5 and Ka-band

A practical amount of in-flight accessible baggage for more convenience
Largest baggage compartment in class for more travel flexibility

Fully flat berthable seats

NO COMPROMISES TO WORK OR REST
AT 45,000 FEET.



FAST AND RELIABLE WI-FI. TECHNOLOGY THAT COMMANDS.

Home-like Wi-Fi connectivity. Touchscreen cabin controls. Immersive audio and video streaming. We are passionate about bringing the finest and most user-friendly technology to you.

The industry-leading touchscreen overhead panel puts flight status information, ambient lighting and access to cabin controls directly at your fingertips.

With the very best in internet connectivity – Viasat Ka-band, which is exclusive to this category, and Gogo AVANCE L5 – you will stay connected, reliably, during your entire flight.

In addition, the aircraft's Honeywell Ovation™ Select Cabin Management Suite will spoil you with full 1080P HD video streaming and immersive audio. The combination of comfort and high-tech features make the Praetor 600's cabin perfect for work or entertainment. ←





ERGONOMICS POWERFULLY COMBINED WITH ADVANCED TECHNOLOGY.

Industry-leading high-tech innovation for the utmost safety and your unmatched comfort. The Praetor 600 is the only jet in its class to feature Active Turbulence Reduction – as Embraer is the first and only manufacturer to introduce full fly-by-wire to this category.

The Praetor 600's full fly-by-wire with side-stick controls reduces pilot workload and provides a safer, smoother flight experience. Full fly-by-wire also enables access to more airports and means easier maintenance for less time in the hangar and more time in flight.

The spacious Rockwell Collins Pro Line Fusion® flight deck marries cutting-edge technology with ergonomics. The dark and quiet cockpit reduces pilot fatigue and minimizes workload. The Praetor 600 also features synthetic vision to see what the human eyes can't discern for safer takeoff, landing and in-flight operations. Enhanced vision and head-up display (HUD) extends situational awareness.

Revolutionary, industry-leading technology combined with superior flight deck ergonomics make this aircraft a dream to fly. ←



THE FLIGHT DECK
OF YOUR DREAMS.

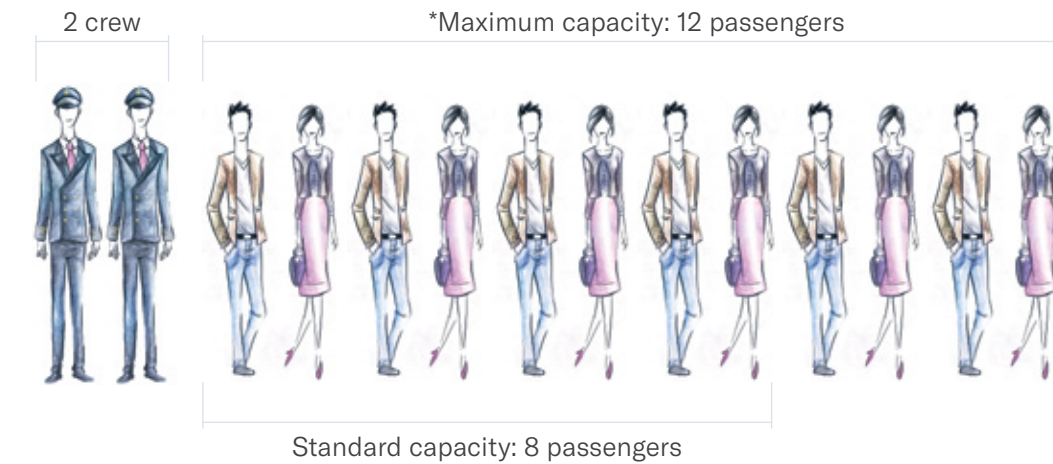


HIGH-POWERED PRECISION: TECHNICAL SPECIFICATIONS.

The disruptive Praetor 600 is the most technologically advanced super-midsize business jet in existence.

With extraordinary range, the Praetor 600 allows the 21st-century leader to access more destinations with its ocean-crossing capability. A jet that bridges oceans with no compromises. ←

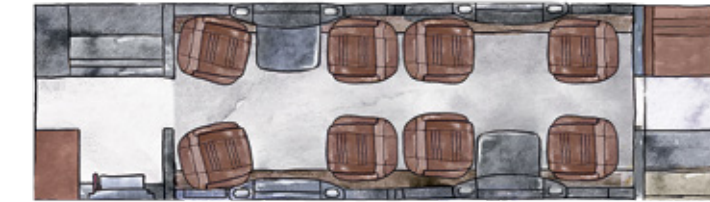
SEATING CONFIGURATION



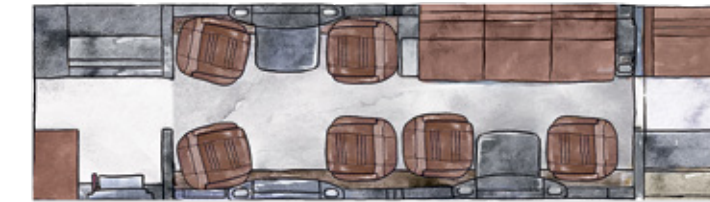
*Considering optional belted lavatory, side-facing seat and optional aft cabin double divan

BAGGAGE AND STOWAGE VOLUME

155 ft³ / 4.39 m³



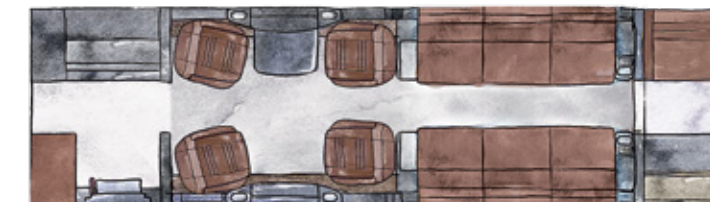
Four Club Seats Layout (*Maximum: 10 passengers)



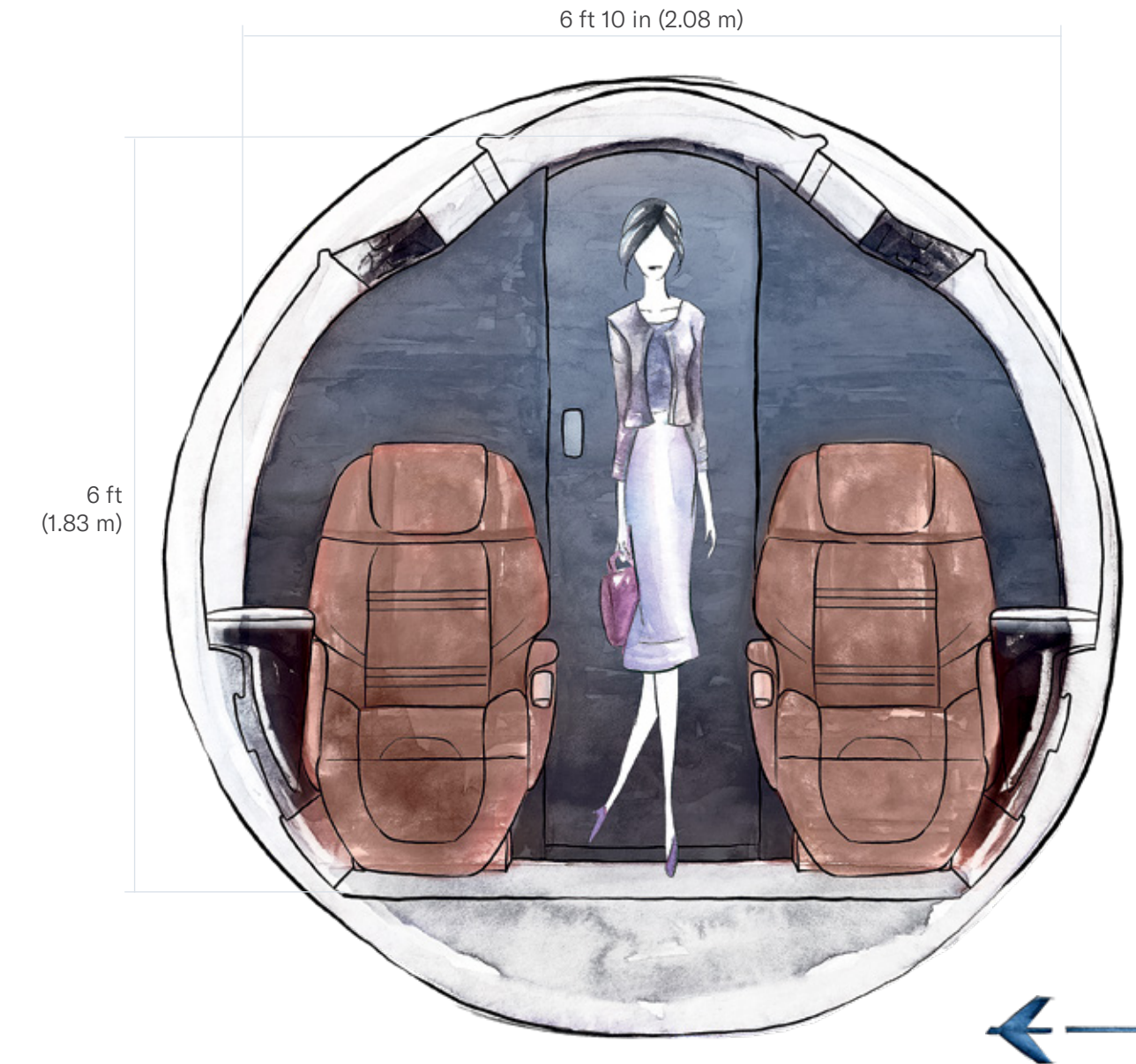
Aft Cabin RHS Divan (*Maximum: 11 passengers)



Aft Cabin LHS Divan (*Maximum: 11 passengers)



Aft Cabin Double Divan (*Maximum: 12 passengers)





24 ft 1 in
(7.34 m)



70 ft 6 in (21.50 m)



21 ft
(6.41 m)

68 ft 1 in (20.74 m)

HIGH-SPEED CRUISE
466 ktas / 863 km/h

M_{MO}
M 0.83

TAKEOFF DISTANCE (MTOW, SL, ISA)
4,717 ft / 1,438 m

UNFACTORED LANDING DISTANCE
(LW with 4 passengers at 200 lb each, NBAA IFR reserves, SL, ISA)
2,165 ft / 660 m

PROPULSION
Honeywell HTF7500E


ENGINE THRUST / FLAT RATING
7,528 lb_f / ISA + 18°C

MAXIMUM PAYLOAD
4,001 lb / 1,815 kg

MAXIMUM OPERATING ALTITUDE
45,000 ft / 13,716 m



RANGE / 4 PASSENGERS
(LRC, NBAA IFR reserves with 200 nm alternate airport)
4,018 nm / 7,441 km



TOP-RANKED GLOBAL SUPPORT TO KEEP YOU ON YOUR JOURNEY.

Peace-of-mind maintenance starts with our MSG-3 easily serviceable design philosophy, which means that the aircraft is on the ground at coordinated intervals for less routine maintenance. Less routine work means that you have more flight time, for either work or pleasure. Fly in total confidence.

And when you need help, we are here. Embraer Executive Jets' top-ranked global Customer Support and Services team is dedicated to ensuring you enjoy an optimal experience aboard your business jet. Our priority is to provide you with the best possible support, exceeding your expectations, whenever and wherever you fly.

Our dedicated Customer Support Contact Center, staffed with qualified technicians, offers worldwide support 24 hours a day, seven days a week. Our network includes over 70 owned and authorized service centers worldwide and a field service fleet that delivers parts and maintenance, wherever you are.

Embraer Executive Jets' global support network includes strategically located centers and highly trained technicians to ensure the best quality of service to keep you in the air, on your journey. ←





ENVIRONMENTAL RESPONSIBILITY.

At Embraer, we invest in sustainable technologies and contribute to the long-term development of communities where we are located.

As a result, the Praetor 600 is equipped with the quietest and most efficient engines in the market, along with new technology for lower emissions. Embraer has recently collaborated with Boeing to perform joint tests as part of the ecoDemonstrator program.

In addition to its environmental activities, Embraer seeks to positively transform surrounding communities and develop future Brazilian leaders through the Embraer Institute, which offers quality education for low-income students.

Embraer Foundation is a United States based nonprofit organization that invests in partnerships in the communities where Embraer operates. Motivated by innovation, the Foundation strives for social and environmental development through community engagement and educational projects. ←





FULL LINE
EMBRAER EXECUTIVE JETS

LATIN AMERICA
Tel.: +55 11 3040 8432

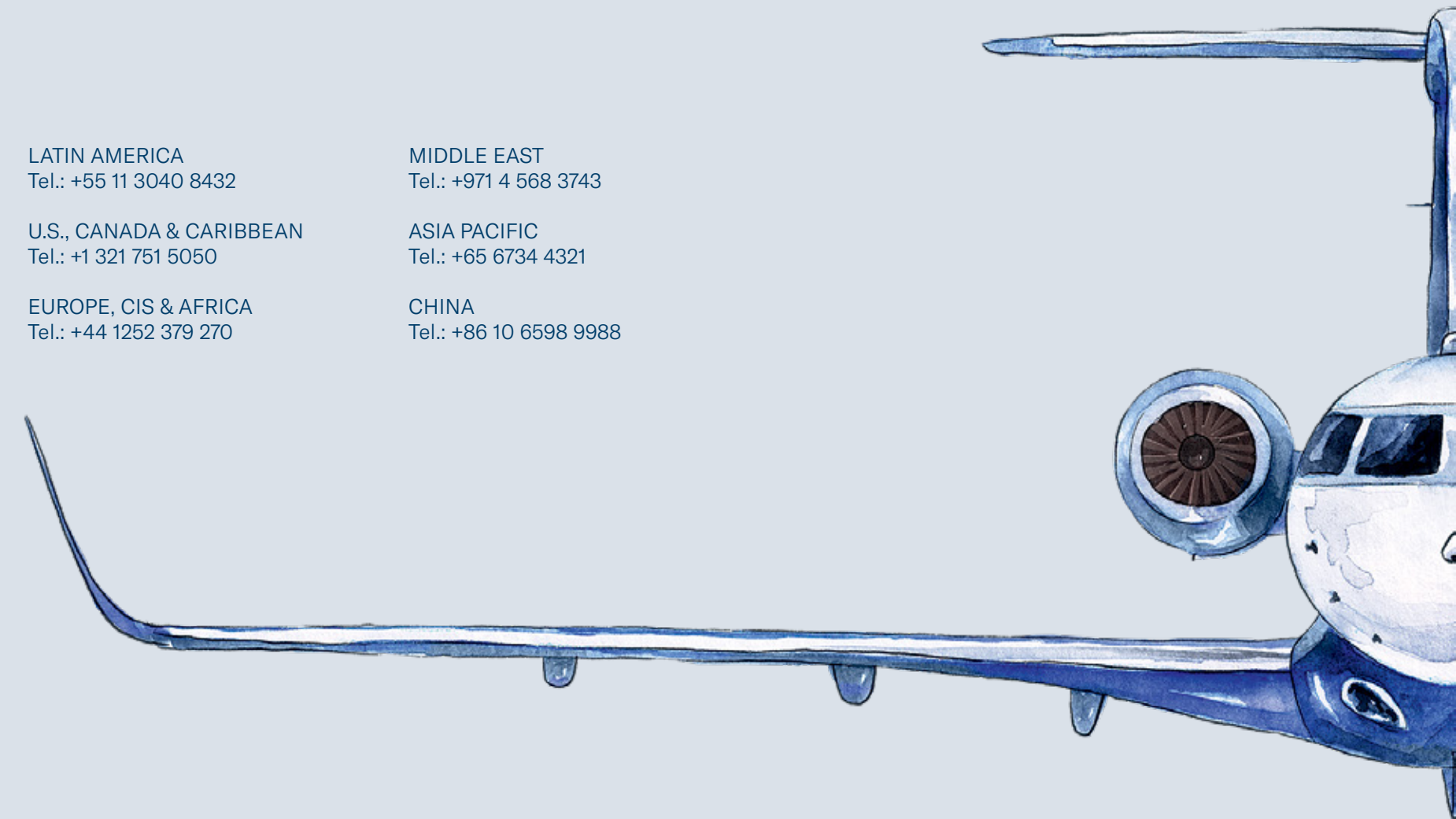
U.S., CANADA & CARIBBEAN
Tel.: +1 321 751 5050

EUROPE, CIS & AFRICA
Tel.: +44 1252 379 270

MIDDLE EAST
Tel.: +971 4 568 3743

ASIA PACIFIC
Tel.: +65 6734 4321

CHINA
Tel.: +86 10 6598 9988



Some features are optional, not included in the base price and subject to change. Information is subject to change without prior notice. Images are for illustrative purposes only. For more information, please contact your Embraer representative. All of Embraer's trademarks mentioned herein are registered or in process of registration and shall not be used without previous written consent of Embraer. © All rights reserved.

THE EMBRAER PORTFOLIO OF BUSINESS JETS

		SEATING CONFIGURATION	PERFORMANCE:	ENGINES:	AVIONICS:	CABIN HIGHLIGHTS:		TECHNOLOGY HIGHLIGHTS:	
	PHENOM[®] 100EV BY EMBRAER	occupants: 6/8	Range (4 occupants, NBAA reserves): 1,178 nm High-speed cruise: 406 ktas M _{MO} : M 0.70 Max. operating altitude: 41,000ft Takeoff field length (MTOW, SL, ISA): 3,190 ft	Pratt & Whitney - PW617F1-E / 1,730 lb _f	Prodigy Touch Flight Deck (G3000)	More leg and head space with Oval Lite [®] cross section cabin design Largest windows in class Refreshment center	Fully enclosed aft lavatory Largest baggage compartment in class Airstair with handrail and optional step lighting	Clean-sheet design Single-pilot operation Synthetic vision system Synoptic views for main aircraft systems Central maintenance computer	LED lighting Trailing link landing gear Brake-by-wire with antiskid 35,000-hour economic life Low operating cost
	PHENOM[®] 300E BY EMBRAER	occupants: 8/11	Range (5 occupants, NBAA reserves): 2,010 nm High-speed cruise: 464 ktas M _{MO} : M 0.80 Max. operating altitude: 45,000 ft Takeoff field length (MTOW, SL, ISA): 3,209 ft	Pratt & Whitney - PW535E1 / 3,478 lb _f	Prodigy Touch Flight Deck (G3000)	More leg and head space with Oval Lite [®] cross section cabin design Largest windows and refreshment center in class	Choice of multiple cabin configurations Generous baggage compartment Airstair with handrail and optional step lighting In-flight entertainment system (IFE) that's compatible with portable electronic devices	Clean-sheet design Single-pilot operation Externally serviced lavatory Airline-like single-point refueling Synthetic vision system Synoptic views for main aircraft systems	Runway overrun awareness and alerting system Central maintenance computer LED lighting Brake-by-wire with antiskid 35,000-hour economic life Low operating cost Steep-approach capability
	PRAETOR 500 BY EMBRAER	crew+standard pax / max. pax: 2+7/9	Range (4 pax, NBAA reserves): 3,340 nm High-speed cruise: 466 ktas M _{MO} : M 0.83 Max. operating altitude: 45,000 ft Takeoff field length (MTOW, SL, ISA): 4,222 ft	Honeywell - HTF7500E / 6,540 lb _f	Collins Aerospace Pro Line Fusion [®]	Stand-up cabin with flat floor Fully equipped wet galley Choice of multiple cabin configurations Unique connectivity: Gogo AVANCE L5 and Ka-band	In-flight entertainment system (IFE) that's compatible with portable electronic devices Vacuum toilet system Low cabin noise 5,800 ft cabin pressure at maximum cruise altitude	Full fly-by-wire controls with sidestick Enhanced vision system with head-up display Inertial system CDTI (ADS-B In functionalities)	Auto-throttle Synthetic vision system Low operating cost Steep-approach operation
	PRAETOR 600 BY EMBRAER	crew+standard pax / max. pax: 2+8/12	Range (4 pax, NBAA reserves): 4,018 nm High-speed cruise: 466 ktas M _{MO} : M 0.83 Max. operating altitude: 45,000 ft Takeoff field length (MTOW, SL, ISA): 4,717 ft	Honeywell - HTF7500E / 7,528 lb _f	Collins Aerospace Pro Line Fusion [®]	Stand-up cabin with flat floor Fully equipped wet galley Choice of multiple cabin configurations Unique connectivity: Gogo AVANCE L5 and Ka-band	In-flight entertainment system (IFE) that's compatible with portable electronic devices Vacuum toilet system Low cabin noise 5,800 ft cabin pressure at maximum cruise altitude	Full fly-by-wire controls with sidestick Enhanced vision system with head-up display Inertial system CDTI (ADS-B In functionalities)	Auto-throttle Synthetic vision system Low operating cost Steep-approach operation

Some features are optional.

embraer.com



CHALLENGE.
CREATE.
OUTPERFORM.